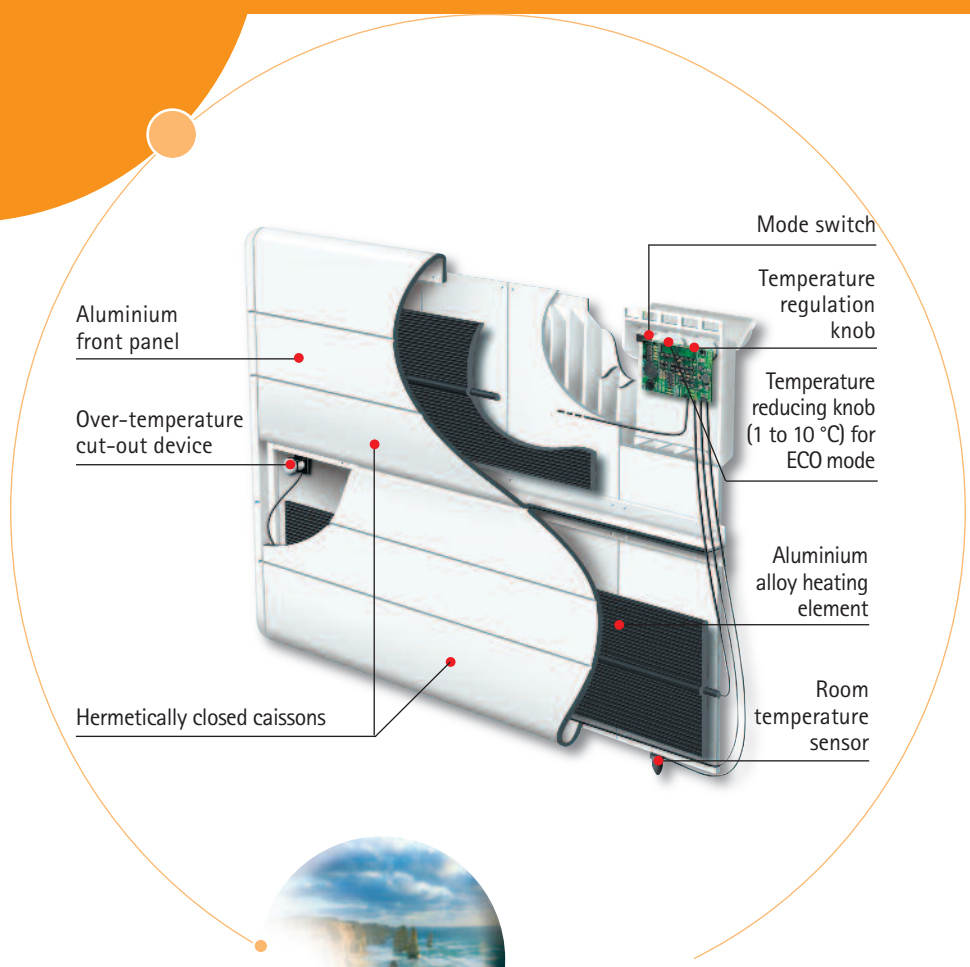


Kendo

Electric heaters



Ratings and dimensions

	Rating (W)	Depth* (mm)	Width (mm)	Height (mm)	Weight (kg)	A (mm)	B (mm)
Horizontal	750	120	610	680	13,1	231	433
	1000	120	760	680	16	381	433
	1250	120	910	680	19	531	433
	1500	120	1060	680	22,1	681	433
Vertical	2000	120	1360	680	28,4	981	433
	1500	135	610	1200	23	231	957
	2000	135	760	1200	29	381	957

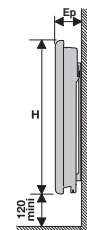
*Note: Depth dimension includes fixing bracket.



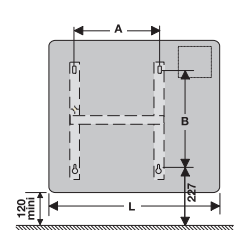
(For other standards, consult us)

www.atlantic-comfort.com

Side view



Horizontal model



Side view



Horizontal model

